

PERKINS MEASURES 2021

District

*Indicators 2S1, 2S2 and 2S3 are blank due to incomplete data. There was no state testing in 2020

District

Carterville CUSD 5

▼


1S1: Four-Year Graduation Rate




1S2: Extended Graduation Rate




2S1: Academic Proficiency in Reading*



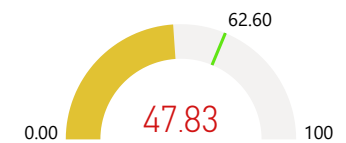
2S2: Academic Proficiency in Mathematics*



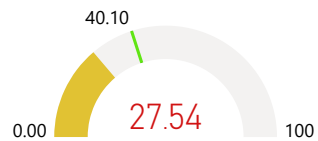
2S3: Academic Proficiency in Science*



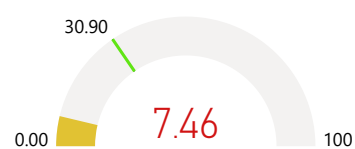
3S1: Post-Program Placement



4S1: Nontraditional Program



5S2: Program Quality Attained Postsecondary Credits



5S3: Program Quality – Work-Based Learning

